



Member-Generated Recipes – Phase II

Wireframes



Table of Contents

- 1. Wireframes 3**
 - 1.1. Flows 3
 - 1.2. Recipe Swap 4
 - 1.2.1. User Interface 4
 - 1.2.2. Object Table 5
 - 1.3. Recipe Request 6
 - 1.3.1. User Interface 6
 - 1.3.2. Object Table 7
 - 1.4. Post Reply 8
 - 1.4.1. User Interface 8
 - 1.4.2. Object Table 9
 - 1.5. Top Swappers page 10
 - 1.5.1. User Interface 10
 - 1.5.2. Object Table 11
- 2. Components..... 12**
 - 2.1. Top Swapper Module 12
 - 2.1.1. User Interface 12
 - 2.1.2. Object Table 12



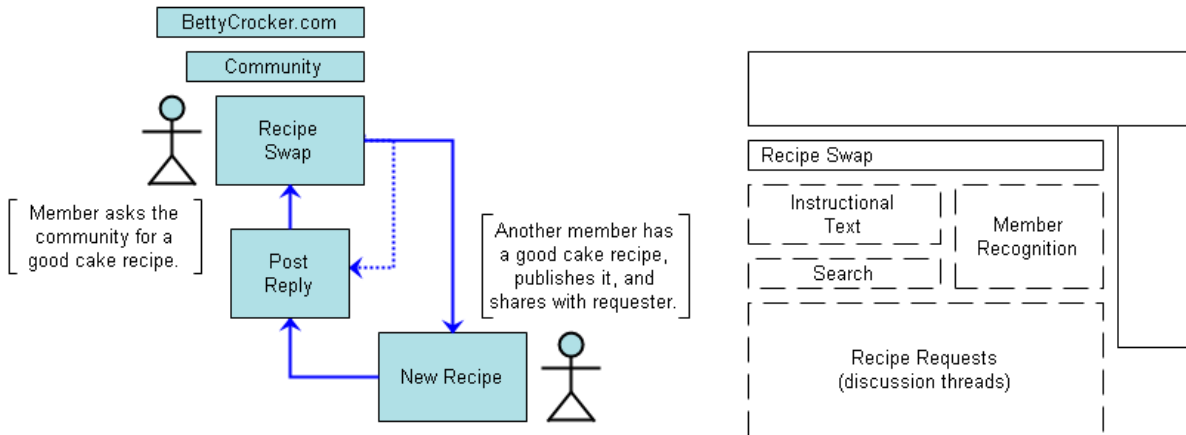
10/20/2010

1. Wireframes

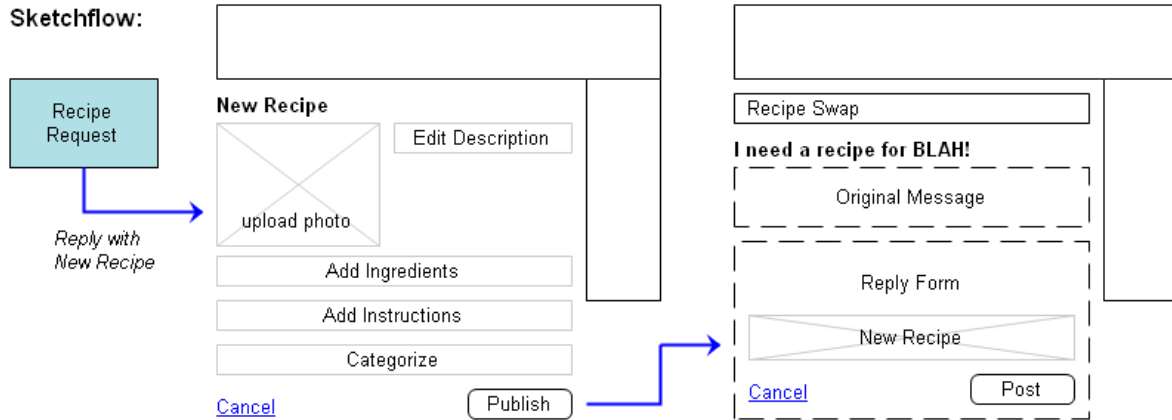
1.1. Flows

Objectives:

- Promote the creation and sharing of member-generated recipes.
- Give members a better way to request recipes. (This currently happens via the message board.)



Sketchflow:

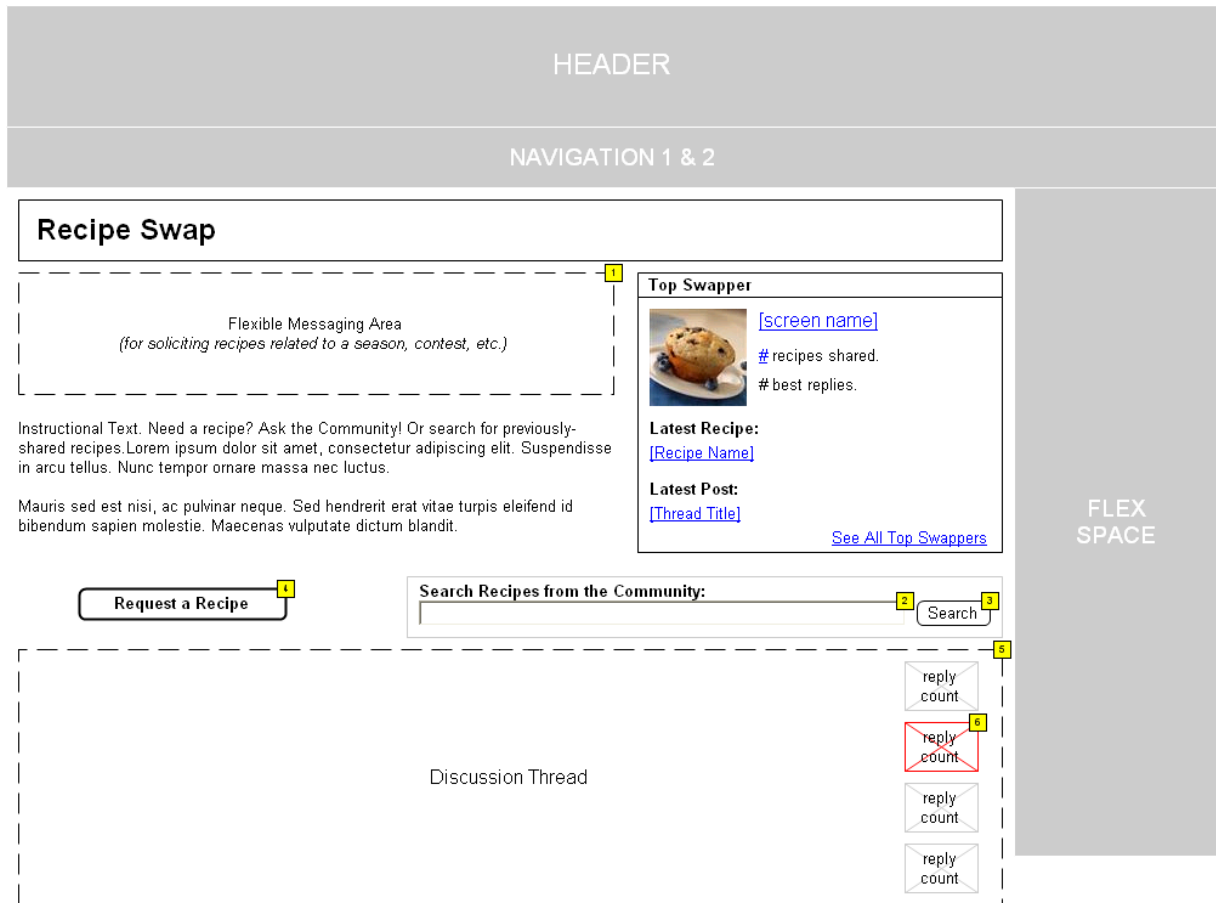


1.2. Recipe Swap

Home > Community > Recipe Swap

This page is a community hub for member-generated recipes. Members can post requests for recipes (e.g. recipes from out-of-print cookbooks) and get replies from other members. Responders can post recipes via the MGC functionality and embed recipes in their replies.

1.2.1. User Interface





1.2.2. Object Table

Footnote	Label	Definition	Source
1	dynamic space	- Reserve flexible area for special messages; should be set apart with a border, background color, etc. - If no message is entered, do not display this space; move all other page elements up.	IA
2	textbox	Allow user to enter any search terms.	IA
3	button	On click, load Recipe Search Results page, filtered to display only member-generated recipes.	IA
4	button	On click, load the New Thread page for the Recipe Swap forum. (Use the existing Message Board UI.)	IA
5	component	Display a list of threads in the Recipe Swap forum. (Use existing Message Boards UI. See below.)	IA
6	dynamic image link	Display total replies to each thread. If zero, display red count image (see design).	IA

1.3. Recipe Request

Discussion thread pages allow users to post and rate replies. The "Best Reply" is determined by total feedback count and displayed above the rest of the thread.

Open Questions

The post format has been altered from the existing Message Boards UI. I'd like to test these changes in the Recipe Swap forum, then either roll them back or update the Message Boards accordingly.

1.3.1. User Interface


HEADER

NAVIGATION 1 & 2

Recipe Swap

[< Back to Recipe Swap](#) ¹

[Subject Line - I Need a Recipe!] ²



Add Your Picture

Posted by [\[screen name\]](#) ⁴ at [\[timestamp\]](#) ⁵


Message Body. I need a recipe for some purpose, or maybe I'm looking for something out of an old Betty Crocker cookbook. Lorem ipsum dolor sit amet, consectetur adipiscing elit. Suspendisse in arcu tellus. Nunc tempor ornare massa nec luctus.

[Report](#) ⁷

Create a Recipe to Share ⁸

Post a Reply ⁹


Best Reply ¹⁰



Add Your Picture





Posted by [\[screen name\]](#) at [\[timestamp\]](#)

Message Body. I have just the recipe for you!



Recipe Name


Recipe Description. Delicious stuff mixed with other delicious stuff. It's delicious!





(55 Ratings) [Reviews](#) (5)

This reply was [Helpful](#) | [Well-Written](#) | [Inspiring](#) ¹¹

Post a Reply

Replies ¹²



Add Your Picture

Posted by [\[screen name\]](#) at [\[timestamp\]](#)

Message Body. I don't have a recipe for you, but have you tried searching the site? Lorem ipsum dolor sit amet, consectetur adipiscing elit. Suspendisse in arcu tellus. Nunc tempor ornare massa nec luctus.

[Report](#)

This reply was [Helpful](#) | [Well-Written](#) | [Inspiring](#)

Post a Reply

[< Back to Recipe Swap](#) [Top of Page](#) ¹³

FLEX SPACE



10/20/2010

1.3.2. Object Table

Footnote	Label	Definition	Source	Questions
1	static text link	On click, load Recipe Swap page.	IA	
2	dynamic text	Display Thread Title.	IA	
3	dynamic image link	Display profile photo for this member. On click, load their Public Profile page.	IA	
4	dynamic text	Display Screen Name for this member. On click, load their Public Profile page.	IA	
5	dynamic text	Display date and time when this message was posted.	IA	
6	dynamic text	Display body text for this message.	IA	
7	control	On click, trigger Report Abuse function.	IA	Currently, this triggers an email. More robust workflow should be added as part of this project.
8	button	On click, load New Recipe page (see MGC) and pass through thread ID. When user published the new recipe, load Post Reply page with new recipe already added.	IA	
9	button	On click, load Post Reply page.	IA	
10	component	Best Reply. The reply with the highest total feedback count is displayed above the main thread.	IA	
11	dynamic text links	On click, record feedback and toggle link to bold. (If member clicks again, remove feedback and toggle link back to initial state.)	IA	see also Rate & Review II
12	component	Discussion Thread. All replies are displayed in chronological order.	IA	
13	static text link	On click, scroll to top of page.	IA	



10/20/2010

1.4. Post Reply

This form page allows members to embed recipes in their replies. Use existing Message Board pages for any undefined page elements.

1.4.1. User Interface

HEADER

NAVIGATION 1 & 2

Recipe Swap

Replying to "[I Need a Recipe!]"

Add Your Picture

Posted by [screen name] at [timestamp]

Message Body. I need a recipe for some purpose, or maybe I'm looking for something out of an old Betty Crocker cookbook. Lorem ipsum dolor sit amet, consectetur adipiscing elit. Suspendisse in arcu tellus. Nunc tempor ornare massa nec luctus.

Mauris sed est nisi, ac pulvinar neque. Sed hendrerit erat vitae turpis eleifend id bibendum sapien molestie. Maecenas vulputate dictum blandit. Etiam at nunc nisl, vel tristique elit. Donec vulputate, sem vitae pretium laoreet, sapien libero hendrerit justo, ac viverra arcu lacus et turpis.

[Quote](#)

Your Reply

Toolbars

I think I have the recipe you're looking for! Lorem ipsum dolor sit amet...

Recipe Name

Recipe Description. Delicious stuff mixed with other delicious stuff. It's delicious!

🕒 2+ 👍👍👍👍 (55 Ratings) [Reviews](#) (5)

Add a Recipe:

Start typing a recipe name, enter a recipe URL, or pick your own recipe from the list

1
2
↑

(Optional)

[Cancel](#) 3
Post 4

FLEX SPACE



1.4.2. Object Table

Footnote	Label	Definition	Source	Questions
1	combo box	User may free type or select from a droplist: - When typing, use predictive text to suggest recipe titles from the database. - Populate droplist with recipes this member has published. (If none, display "You have not published any recipes.") - Allow user to enter a BC.com URL; strip out recipe ID.	IA	
2	button	- On click, add selected recipe to this post (as depicted). Members may attach multiple recipes to a single post. - If an error occurs, display error message below combo box in red text.	IA	At the moment, we're only allowing BC.com recipe URLs. If a user enters a non-recipe URL, or a URL from another site, throw an error: "Only BettyCrocker.com recipe URLs allowed in this field. To add a link, use the toolbar."
3	static text link	On click, return user to referring URL and discard changes.	IA	
4	button	On click, publish this post and display the discussion thread.	IA	

1.5. Top Swappers page

Admins will select a Top Swapper for each month based on metrics such as total number of recipes created, total number of Best Replies, and total positive feedback counts for all posts. This page explains the Top Swapper program, displays the current Top Swapper, and lists out all Top Swappers from previous months.

1.5.1. User Interface

HEADER

NAVIGATION 1 & 2

[< Back to Recipe Swap](#) ¹

Recipe Swap

Top Swappers

Expository Text. Each (month?), a new Top Swapper is chosen from among our most active, best liked community members. Lorem ipsum dolor sit amet, consectetur adipiscing elit. Donec et turpis non purus ultrices aliquet id sit amet risus. Maecenas ligula velit, semper ullamcorper pellentesque eget, consectetur quis nisi. Mauris vitae lorem enim, ut blandit ipsum. Maecenas ultrices fringilla lacinia. Nam eu ligula quis arcu suscipit mollis nec ultricies risus.

Request a Recipe
/ Search Recipes

This (month?)'s Top Swapper

profile
pic

[\[screen name\]](#) ²

Bio Text from Profile. Lorem ipsum dolor sit amet, consectetur adipis cing elit. Donec et turpis non purus ultrices aliquet id sit amet risus. Maecenas ligula velit, semper ullamcorper pellentesque eget, consectetur quis nisi. Mauris vitae lorem enim, ut blandit ipsum. Maecenas ultrices fringilla lacinia. Nam eu ligula quis arcu suscipit mollis nec ultricies risus. ⁴

recipes shared. ⁵ # best replies. ⁶

Latest Recipe: [\[Recipe Name\]](#) ⁷

Latest Post: [\[Thread Title\]](#) ⁸

Past Top Swappers

user
pic

[\[screen name\]](#) ¹⁰

Lorem ipsum dolor sit amet, consectetur adipis cing elit. Donec et turpis non purus ultrices aliquet id sit amet risus. Maecenas ligula velit, semper ullamcorper pellentesque eget, consectetur quis nisi. Mauris vitae lorem enim, ut blandit ipsum. Maecenas ultrices fringilla lacinia. Nam eu ligula quis arcu suscipit mollis nec ultricies risus. ¹²

recipes shared. ¹³ # best replies. ¹⁴ **Most Recent Post:** [\[Thread Title\]](#) ¹⁵

user
pic

[\[screen name\]](#)

Lorem ipsum dolor sit amet, consectetur adipis cing elit. Donec et turpis non purus ultrices aliquet id sit amet risus. Maecenas ligula velit, semper ullamcorper pellentesque eget, consectetur quis nisi. Mauris vitae lorem enim, ut blandit ipsum. Maecenas ultrices fringilla lacinia. Nam eu ligula quis arcu suscipit mollis nec ultricies risus.

recipes shared. # best replies. **Most Recent Post:** [\[Thread Title\]](#)

user
pic

[\[screen name\]](#)

Lorem ipsum dolor sit amet, consectetur adipis cing elit. Donec et turpis non purus ultrices aliquet id sit amet risus. Maecenas ligula velit, semper ullamcorper pellentesque eget, consectetur quis nisi. Mauris vitae lorem enim, ut blandit ipsum. Maecenas ultrices fringilla lacinia. Nam eu ligula quis arcu suscipit mollis nec ultricies risus.

recipes shared. # best replies. **Most Recent Post:** [\[Thread Title\]](#)

pagination

FLEX
SPACE

Daniel Bayn

MRM Worldwide

Page 10 of 12



10/20/2010

1.5.2. Object Table

Footnote	Label	Definition	Source
1	static text link	On click, load Recipe Swap page.	IA
2	dynamic image	display profile pic for this month's Top Swapper. On click, load member's public profile.	IA
3	dynamic text link	Display screen name for this month's Top Swapper. On click, load member's public profile page.	IA
4	dynamic text	Display member's Bio text (up to max character count, TBD Dev).	IA
5	dynamic text link	Display total number of recipe this member has published. On click, load member's public profile with Recipes tab displayed.	IA
6	dynamic text	Display total number of "Best Replies" for this member (ever, not current).	IA
7	dynamic text link	Display name of this member's most recently published recipe. On click, load recipe detail page.	IA
8	dynamic text link	Display thread title for this member's most recent Recipe Swap post. On click, load thread page.	IA
9	list	List all Top Swappers in reverse chronological order.	IA
10	dynamic text link	Display member's profile pic. On click, load their public profile.	IA
11	dynamic text link	Display member's screen name. On click, load their public profile.	IA
12	dynamic text	Display member's Bio text (up to character limit, TBD Dev).	IA
13	dynamic text link	Display total number of recipe this member has published. On click, load member's public profile with Recipes tab displayed.	IA
14	dynamic text	Display total number of "Best Replies" for this member (ever, not current).	IA
15	dynamic text link	Display thread title for this member's most recent Recipe Swap post. On click, load thread page.	IA

10/20/2010

2. Components

2.1. Top Swapper Module

This module displays the "Top Swapper" for the current week. This should be based on the total feedback counts from their Recipe Swap replies, plus the total number of "Best Replies" they've authored. A new Top Swapper should be recognized each week, with previous winners not eligible.

At launch, the user population might not be large enough to support a new Top Swapper each week, so some other interval may be needed.

2.1.1. User Interface



2.1.2. Object Table

Footnote	Label	Definition	Source	Questions
1	dynamic image	Display this member's profile photo. On click, load their Public Profile page.	IA	
2	dynamic text link	Display this member's Screen Name. On click, load their Public Profile page.	IA	
3	dynamic text link	Display the total number of recipes shared by this user in the Recipe Swap forum. On click, load member's public profile with the "Recipes" tab displayed.	IA	
4	dynamic text	Display the number of "Best Replies" authored by this member.	IA	
5	dynamic text link	Display name of this member's most recently published recipe. On click, load recipe detail page.	IA	
6	static text link	On click, load Top Swappers list page.	IA	The nested search results template may not be able to support this. New functionality may be required.
7	dynamic text link	Display the Thread Title of this member's most recent Recipe Swap forum post.	IA	